

The background of the page is a vibrant, cartoon-style illustration of a beach scene. At the top, a large, bright yellow sun with rays is partially obscured by white clouds. To the left, a tall palm tree with green fronds stands against a blue sky. The ocean is depicted with blue waves and a white sandy beach. In the foreground, there is a colorful beach umbrella with segments of blue, yellow, and red. Next to it is a pair of blue flip-flops, a large orange starfish, and a small blue toy boat with a red sail. The overall scene is bright and cheerful, representing a summer holiday.

DAV PUBLIC SCHOOL, SECTOR 7, ROHINI

SUMMER HOLIDAY
HOME WORK
2026-27

NAME- _____
CLASS- K.G.

Dear Parents,

Greetings!

Here comes awaited summer holidays! Weather has turned very hot. To ensure in this sweltering heat, your ward is busy at home, revising last two months learning we are giving some wonderful creative activities that you and your ward can enjoy doing together and spending quality time with your child as well. The given activities are engaging, fun and educational, focusing on developing various skills through play way activities. We hope you enjoy a delightful summer vacation with your kids.

NOTE FOR THE PARENTS:

Dear Parent, Please don't forget to take the pictures of your ward while doing the activities or ask someone to take these pictures for you. Send one compiled collage of it pasted on an A4 size sheet.

D.E.A.R Activity

D.E.A.R (Drop Everything and Read). Set aside time to read together at home. Bed time and other quiet times, like the afternoon, work well. Cuddle with your child and read their favorite book using lots of voice modulation. This will help them in developing their reading habit. Some of the suggestions are given below

Books like:

☒ I can Read (Level KG), Good Night Series, Very Hungry Caterpillar etc.

☒ You can give them the picture books, coloring books, and story books to explore.

Follow up Activity:

1- Ask them to recall the characters and incidents from the stories.

2- Find out their favourite character and why?

3- Find out who their favorite character and why. Once your child chooses their favorite character, do some research together about the character? Help them colour the picture on

an A4 size sheet and let your child have fun drawing.

Note: We are not looking for neatness and perfection; we want the children to enjoy creating their favorite character in their own ways.

HOW INDEPENDENT CAN IBECOME?

Make your child more independent by teaching him or her various activities like-

*Buttoning and unbuttoning the shirt.

- *Learning to wear shoes and socks.**
- *Learning how to zip their school bag and their uniform (shorts).**
- *Sorting and pairing household items.**
- *Folding clothes and mats.**

EVERYDAY ACTIVITIES

- *Get up early in the morning and see the rising sun.**
- *Feel the fresh air. Take a deep breath and do breathing exercises.**
- *Hear the bird chirping.**
- *Water the plants and feed the bird**

MUST DO

- *Encourage your child to eat healthy food and drink lots of water during summer.**
- *Try to speak in English with your ward.**
- *Make a routine to spend time with your ward, play and revise previous concepts.**

FUN ACTIVITIES

- *Count 1 to 50.**
- *Help your parents in gardening.**

***Try to shampoo your hair independently.**

***Help your mother in filling waterbottle.**


***Help your mother in serving.**

***Make a card for your father on father's day (21.06.2026)**

***Help your mom in cleaning things.**

**At last, at last, It's Summer time,
The school is closed up tight.
It is filled with fun, excitement & friends,
It's time to relax and enjoy.
It's time for building awesome forts,
It's time for hide & seek, At last, at last, it's
summer time!**





BOY

GIRL

MY BODY

Follow the instructions given on next page for colouring the picture.

BOY

**Colour his hands ,neck, face
& legs peach.**

Colour his T-shirt Green.

Colour his shorts Blue.

Colour his hair black.

Colour his shoes Green.

GIRL

**Colour her hands ,neck,face
& legs peach.**

colour her frock Red.

Colour her hair Brown.

**Colour her socks Yellow and
her shoes Red.**

E.V.S HOLIDAYS HOME WORK.

Complete the sentences and learn.



MY SELF

*My name is


*I am a BOY/GIRL(✓)

*I am years old.

*I like to eat.....

(draw the picture of your favourite fruit)

Draw and colour one picture of healthy food of your choice in the provided space.




Vegetables

Colour the pictures of vegetables and learn their names.



HEALTHY & UNHEALTHY FOOD

Colour the pictures of healthy food only.



Little hands at work

Activity work


Instructions:

- ☑ Take a printout of the following activity sheets.
- ☑ Ask your ward to complete them independently.
- ☑ Keep an eye if help is required.
- ☑ Ensure work is done neatly.
- ☑ Do not forget to mention your ward's name and date.


Activity Sheet-1

Segregation of Dry and Wet waste


1. Let's sort waste. Cut the pictures given below into dry and wet waste. Paste them in the appropriate bins given below.



WET WASTE






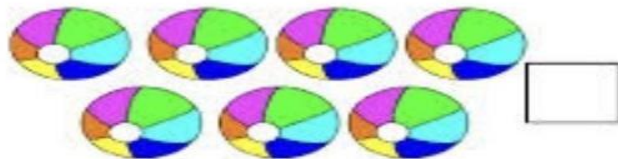
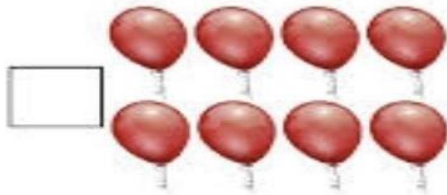
DRY WASTE



MATHS

MORE OR LESS

Tick (✓) the group which has MORE number of objects



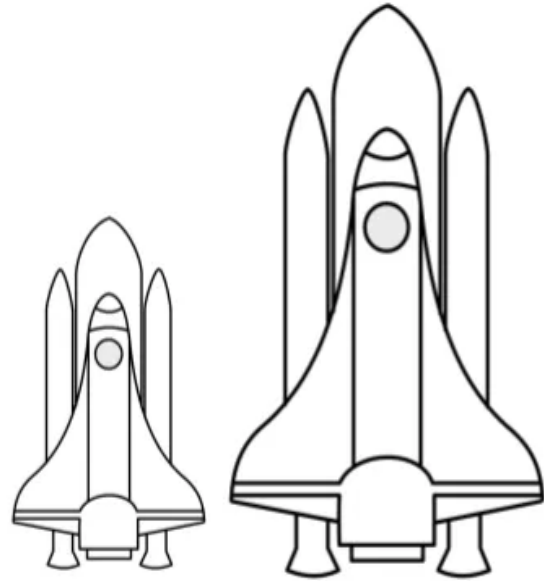

Big or Small?

Circle the BIG picture.



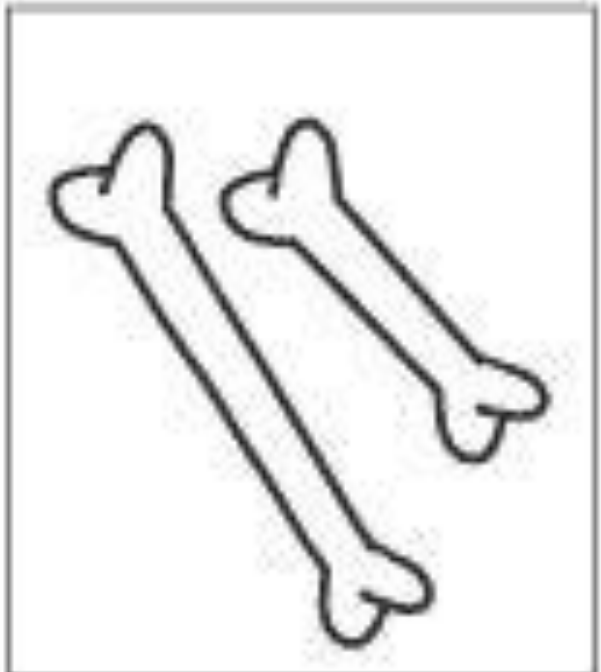
TALL AND SHORT

COLOUR THE TALLER PICTURE IN EACH GROUP AND ENCIRCLE THE SHORTER ONE



LONG AND SHORT

COLOR THE LONGER PICTURE WITH YELLOW COLOUR AND SHORTER PICTURE WITH GREEN COLOUR IN EACH GROUP.



Name _____

Count, draw and colour

Draw the objects according to the given numbers and colour it.

What to draw	Your drawing
Clouds- 3	

Balloons- 5




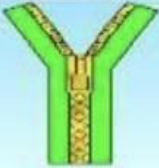

Little fish- 2

Rain drops - 4

Apple - 1

ENGLISH HOLIDAYS HOMEWORK

Q. Circle the correct letter related to the given picture.

	T	R	S
	D	E	P
	K	H	V
	Z	A	R
	P	M	O

Look at the given picture and fill in the blanks to complete the word.



h_t



c_t



r_t



c_n



d_d



p_n



h_m



j_m



m_p



m_t



b_g



c_p

LOOK AT THE PICTURE AND FILL IN THE
BLANKS TO COMPLETE THE WORDS.



c

t

c

p

p

d

m

d



c

b

v

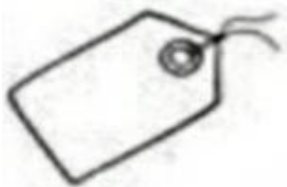
n

r

g

b

g



t

g

j

m

m

p

h

t

CULTIVATE MANNERS

Remember the 4 magic words?

PLEASE

THANK
YOU

SORRY

EXCUSE
ME

Make these a part of your personality and use them with Mom, Dad , family and friends.

Match the magic word

Please



Asking forgiveness

Thank you



Asking for permission

Excuse me



Asking for favour

I am Sorry






For helping

Odd One Out



Circle the odd one out in each of the given sets of pictures.



मिलान करो



•

•

ख



•

•

क



•

•


छ



•

•

घ



•

•

च



•

•

ग



•

•

ज

चित्र पहचान कर सही व्यंजन पर गोला लगाओ ।



च ख क



ज ख ग



क र घ



ग क घ

PRACTICE WORK

ENGLISH

- Do written practice of sound a-z with correct formation as done in class.
- Do reading and writing practice of vowel 'a' sound words.
- Do practice of reading and writing your own Name.

हिन्दी

- व्यंजन ' क - ण् ' का लिखित व मौखिक अभ्यास करो ।

MATHS

- Do written practice of counting 1-10.

NOTE:-Do above practice work in plain notebook.

Keep all the worksheets in a folder.

Now time to put your creative mind into work.

- **Make a bird feeder from best out of waste products at your home. Place it somewhere safe so that you can bring it to school after summer break**



Father's Day

On the occasion of Father's Day (i.e.21-06-26) make a beautiful craft item as a gift for your father and also plant a sappling. Arrange a small healthy party with the help of your mother and click pictures of all activities and paste it on A4 size sheet.



1) Choose words containing any one vowel (a, e, i, o, u) from your English book and make 10 picture flashcards of 20 cm × 15 cm on a pastel sheet.

Example:



Note : kindly follow the word formation patterns provided above.

2) Choose any one helper of your choice and prepare 4 lines about the same. Also bring a prop related to your chosen helper for the role-play activity to be held in July.

3) कृपया बच्चों को व्यंजन क से ह तक के फ्लैश कार्ड बनवाने में मदद करें।

निर्देश:

*प्रत्येक फ्लैश कार्ड का आकार 12 सेमी × 12 सेमी होना चाहिए।

*प्रत्येक कार्ड पर केवल एक अक्षर साफ-साफ लिखें।

*सभी कार्ड अलग-अलग होने चाहिए।

*कार्ड साफ-सुथरे और आकर्षक होने चाहिए।

उदाहरण फ्लैश कार्ड

उदाहरण

